


# Scheme 1



## Willowbend Paint Palette

1 <b>Body</b>	Sensational Sand	SW 6094
2 <b>Trim 1</b>	Extra White	SW 7006
3 <b>Trim 2</b>	Crisp Linen	SW 6378
4 <b>Accent 1</b>	Tanbark	SW 6061
5 <b>Accent 2</b>	Still Water	SW 6223


# Scheme 2



## Willowbend Paint Palette

1 <b>Body</b>	Diverse Beige	SW 6079
2 <b>Trim 1</b>	Eider White	SW 7014
3 <b>Trim 2</b>	Popular Gray	SW 6071
4 <b>Accent 1</b>	Rainstorm	SW 6230
5 <b>Accent 2</b>	Virtual Taupe	SW 7039


# Scheme 3



## Willowbend Paint Palette

1 <b>Body</b>	Malted Milk	SW 6057
2 <b>Trim 1</b>	Divine White	SW 6105
3 <b>Trim 2</b>	Dover White	SW 6385
4 <b>Accent 1</b>	Retreat	SW 6207
5 <b>Accent 2</b>	Moroccan Brown	SW 6060


# Scheme 4



## Willowbend Paint Palette

1 <b>Body</b>	Sociable	SW 6359
2 <b>Trim 1</b>	Creamy	SW 7012
3 <b>Trim 2</b>	Totally Tan	SW 6115
4 <b>Accent 1</b>	Sturdy Brown	SW 6097
5 <b>Accent 2</b>	Oakmoss	SW 6180

# Scheme 5



## Willowbend Paint Palette

1 <b>Body</b>	Sand Dollar	SW 6099
2 <b>Trim 1</b>	Alabaster	SW 7008
3 <b>Trim 2</b>	Sands of Time	SW 6101
4 <b>Accent 1</b>	Tanbark	SW 6061
5 <b>Accent 2</b>	Pewter Green	SW 6208


# Scheme 6



## Willowbend Paint Palette

1 <b>Body</b>	Totally Tan	SW 6115
2 <b>Trim 1</b>	Alabaster	SW 7008
3 <b>Trim 2</b>	Crisp Linen	SW 6378
4 <b>Accent 1</b>	Black Bean	SW 6006
5 <b>Accent 2</b>	Rainstorm	SW 6230


# Scheme 7



## Willowbend Paint Palette

1 <b>Body</b>	Simplified Beige	SW 6085
2 <b>Trim 1</b>	Divine White	SW 6105
3 <b>Trim 2</b>	Sand Dune	SW 6086
4 <b>Accent 1</b>	Mocha	SW 6067
5 <b>Accent 2</b>	Refuge	SW 6228

# Scheme 8




## Willowbend Paint Palette

1 <b>Body</b>	Amazing Gray	SW 7044
2 <b>Trim 1</b>	Extra White	SW 7006
3 <b>Trim 2</b>	Alabaster	SW 7008
4 <b>Accent 1</b>	Virtual Taupe	SW 7039
5 <b>Accent 2</b>	Pewter Green	SW 6208




# Scheme 9



## Willowbend Paint Palette

1 <b>Body</b>	Interactive Cream	SW 6113
2 <b>Trim 1</b>	Casa Blanca	SW 7571
3 <b>Trim 2</b>	Tatami Tan	SW 6116
4 <b>Accent 1</b>	Oakmoss	SW 6180
5 <b>Accent 2</b>	Brevity Brown	SW 6068

# Scheme 10



## Willowbend Paint Palette

1 <b>Body</b>	Popular Gray	SW 6071
2 <b>Trim 1</b>	Extra White	SW 7006
3 <b>Trim 2</b>	Eider White	SW 7014
4 <b>Accent 1</b>	Sealskin	SW 7675
5 <b>Accent 2</b>	Reddened Earth	SW 6053


# Scheme 11



## Willowbend Paint Palette

1 <b>Body</b>	Sands of Time	SW 6101
2 <b>Trim 1</b>	Extra White	SW 7006
3 <b>Trim 2</b>	Divine White	SW 6105
4 <b>Accent 1</b>	Grounded	SW 6089
5 <b>Accent 2</b>	Black Bean	SW 6006


# Scheme 12



## Willowbend Paint Palette

1 <b>Body</b>	Cottage Cream	SW 7678
2 <b>Trim 1</b>	Creamy	SW 7012
3 <b>Trim 2</b>	Townhall Tan	SW 7690
4 <b>Accent 1</b>	Toasty	SW 6095
5 <b>Accent 2</b>	Riverway	SW 6222


# Scheme 13



## Willowbend Paint Palette

1 <b>Body</b>	Naturel	SW 7542
2 <b>Trim 1</b>	Greek Villa	SW 7551
3 <b>Trim 2</b>	Polar Bear	SW 7564
4 <b>Accent 1</b>	Retreat	SW 6207
5 <b>Accent 2</b>	Virtual Taupe	SW 7039


# Scheme 14



## Willowbend Paint Palette

1 <b>Body</b>	Lightweight Beige	SW 6092
2 <b>Trim 1</b>	Divine White	SW 6105
3 <b>Trim 2</b>	Sand Dune	SW 6086
4 <b>Accent 1</b>	Brevity Brown	SW 6068
5 <b>Accent 2</b>	Sealskin	SW 7675


# Scheme 15



## Willowbend Paint Palette

1 <b>Body</b>	Tony Taupe	SW 7038
2 <b>Trim 1</b>	Creamy	SW 7012
3 <b>Trim 2</b>	Urban Putty	SW 7532
4 <b>Accent 1</b>	Virtual Taupe	SW 7039
5 <b>Accent 2</b>	Reddened Earth	SW 6053

# Scheme 16



## Willowbend Paint Palette

1 <b>Body</b>	Likeable Sand	SW 6058
2 <b>Trim 1</b>	Dover White	SW 6385
3 <b>Trim 2</b>	Divine White	SW 6105
4 <b>Accent 1</b>	Reddened Earth	SW 6053
5 <b>Accent 2</b>	Black Bean	SW 6006




# Scheme 17



## Willowbend Paint Palette

1 <b>Body</b>	Practical Beige	SW 6100
2 <b>Trim 1</b>	Divine White	SW 6105
3 <b>Trim 2</b>	Sands of Time	SW 6101
4 <b>Accent 1</b>	Grounded	SW 6089
5 <b>Accent 2</b>	Black Bean	SW 6006


# Scheme 18



## Willowbend Paint Palette

1 <b>Body</b>	Balanced Beige	SW 7037
2 <b>Trim 1</b>	Greek Villa	SW 7551
3 <b>Trim 2</b>	Divine White	SW 6105
4 <b>Accent 1</b>	Still Water	SW 6223
5 <b>Accent 2</b>	Roycroft Brass	SW 2843

# Scheme 19



## Willowbend Paint Palette

1 <b>Body</b>	Creme	SW 7556
2 <b>Trim 1</b>	Extra White	SW 7006
3 <b>Trim 2</b>	Townhall Tan	SW 7690
4 <b>Accent 1</b>	Hopsack	SW 6109
5 <b>Accent 2</b>	Refuge	SW 6228

# Scheme 20



## Willowbend Paint Palette

1 <b>Body</b>	Familiar Beige	SW 6093
2 <b>Trim 1</b>	Extra White	SW 7006
3 <b>Trim 2</b>	Dover White	SW 6385
4 <b>Accent 1</b>	Copper Mountain	SW 6356
5 <b>Accent 2</b>	Tanbark	SW 6061


# Scheme 21



## Willowbend Paint Palette

1 <b>Body</b>	Bagel	SW 6114
2 <b>Trim 1</b>	Casa Blanca	SW 7571
3 <b>Trim 2</b>	Tatami Tan	SW 6116
4 <b>Accent 1</b>	Toasty	SW 6095
5 <b>Accent 2</b>	Black Bean	SW 6006


# Scheme 22



## Willowbend Paint Palette

1 <b>Body</b>	Jersey Cream	SW 6379
2 <b>Trim 1</b>	Extra White	SW 7006
3 <b>Trim 2</b>	Crisp Linen	SW 6378
4 <b>Accent 1</b>	Tanbark	SW 6061
5 <b>Accent 2</b>	Retreat	SW 6207


# Scheme 23



## Willowbend Paint Palette

1 <b>Body</b>	Sand Dune	SW 6086
2 <b>Trim 1</b>	Extra White	SW 7006
3 <b>Trim 2</b>	Divine White	SW 6105
4 <b>Accent 1</b>	Reddened Earth	SW 6053
5 <b>Accent 2</b>	Still Water	SW 6223

# Scheme 24




## Willowbend Paint Palette

1 <b>Body</b>	Neutral Ground	SW 7568
2 <b>Trim 1</b>	Alabaster	SW 7008
3 <b>Trim 2</b>	Urban Putty	SW 7532
4 <b>Accent 1</b>	Tanbark	SW 6061
5 <b>Accent 2</b>	Roycroft Brass	SW 2843



# Scheme 25



## Willowbend Paint Palette

1 <b>Body</b>	Casa Blanca	SW 7571
2 <b>Trim 1</b>	Alabaster	SW 7008
3 <b>Trim 2</b>	Sands of Time	SW 6101
4 <b>Accent 1</b>	Rocky River	SW 6215
5 <b>Accent 2</b>	Brevity Brown	SW 6068

# Scheme 26



## Willowbend Paint Palette

1 <b>Body</b>	San Antonio Sage	SW 7731
2 <b>Trim 1</b>	Extra White	SW 7006
3 <b>Trim 2</b>	Muslin	SW 6133
4 <b>Accent 1</b>	Seal Skin	SW 7675
5 <b>Accent 2</b>	Roycroft Brass	SW 2843